



**Earn the *Presidential Active Lifestyle Award (PALA+)*
Formerly the Presidential Challenge Award**



Green Box Foods, Inc. and our CEO, Dr. Keith Kantor, are excited to help lead the Presidential Active Lifestyle Award (PALA+) and are proud to be a PALA+ Advocate. Let Green Box Foods help your children earn the Award which is also available for adults.

Simply fill out the following activity form for six (6) weeks.

For Children, it is one (1) hour of activity per day and for Adults, it is thirty (30) Minutes per day.

For your nutritional goals simply pick one goal per week (on bottom of the attached form).
They are as easy as eating smaller portions, drinking water instead of sugary drinks,
or trying seafood.

If you need help planning menus or physical activities, just email us at: dietitian@GreenBoxFoods.com
and we will be happy to help!

Once the form is complete, you can send it to us by: (1) email; just scan and email to
keith.kantor@GreenBoxFoods.com; or (2) mail it to:

Green Box Foods, Inc.
Attn: PALA+
4355 International Blvd.
Suite 150
Norcross, GA 30093

Please fill out the following form and include it with the activity sheet when you email or mail it in.



green box
F O O D S
Nutritional Wellness Benefits

Presidential Active Lifestyle Award
PALA+
Formerly the Presidential Challenge Award

After you and/or your child has completed the Activity Sheet,
Please complete the information below to receive a certificate
“In recognition of commitment to regular physical activity
And good nutrition in pursuit of a healthier lifestyle.”

Name of Award Winner: _____
(please print clearly)

Parent(s) Name, (if award winner is under 18 years of age):

(please print clearly)

Address to mail Award Certificate to: (physical address only, no post office box please)

Street Address: _____

City: _____ State: _____ Zip Code: _____

Parent Home Phone Number: _____

Parent Cell Phone Number: _____

Parent Email Address: _____





Presidential Active Lifestyle Award: Activity + Nutrition (PALA+)

PALA+ promotes physical activity AND good nutrition, because it takes both to lead a healthy lifestyle. Sign up for the six-week program to help you maintain or improve your health. Anyone age 6 and older can earn their PALA+ today – sign up at www.presidentschallenge.org or use the log on the reverse side.

PHYSICAL ACTIVITY A healthy life is an active life. Youth (6-17 years old) need to be active at least 60 minutes a day (or 11,000 steps for girls and 13,000 steps for boys). Adults (18 and older), 30 minutes (or 8500 steps). So, take a walk with friends, bike ride after dinner, garden, or play a game of basketball at the park. Get your heart pumping and your muscles moving. When you've logged six weeks of physical activity, congratulations. You've started a regular routine for a more active lifestyle.

GOOD NUTRITION

Start eating healthy. It's easier than you think! Take it one step at a time. Commit to one new healthy eating goal this week, and circle it on your weekly PALA+ log. The following week add a different goal – but make sure you continue to maintain your healthy eating goal(s) from the week(s) before. Focus on your healthy eating goals every week and remember, the more often you incorporate them into your lifestyle, the better you will feel. When you've achieved six different healthy eating goals, congratulations. You've started a routine for a healthier lifestyle.

Tips for Healthy Eating:

Make half your plate fruit and vegetables.



Keep it simple by filling half your plate with fruits and vegetables at meal time. The more colorful you make your plate; the more likely you are to get the vitamins, minerals, and fiber your body needs to be healthy. Remember that all forms count – fresh, frozen, canned (fruit in water or 100% juice), dried, or 100% juice.

Make half the grains you eat whole grains.



An easy way to eat more whole grains is to switch from a refined grain food to a whole-grain food. For example, eat whole-wheat bread instead of white bread, brown rice instead of white rice, and low-fat popcorn instead of snack chips. Read the ingredients list and choose products that list a whole-grain ingredient first. Look for things like: "whole wheat," "brown rice," "bulgur," "buckwheat," "oatmeal," "rolled oats," "quinoa," or "wild rice."



Choose fat-free or low-fat (1%) milk, yogurt, or cheese.

To help build your bones and keep them strong, dairy products should be a key part of your diet because they provide calcium, vitamin D, and many other nutrients your bones need.



Drink water instead of sugary drinks.

Regular soda and other sweet drinks such as fruit drinks and energy drinks are high in calories because they have a lot of added sugar. Instead, reach for a tall glass of water. Try adding a slice of lemon, lime or watermelon or a splash of 100% juice to your glass of water if you want some flavor.

Choose lean sources of protein.



Meat, poultry, seafood, dry beans or peas, eggs, nuts, and seeds are considered part of the protein foods group. Select leaner cuts of ground beef (label says 90% lean or higher), turkey breast, or chicken breast. Grill, roast, poach, or boil meat, poultry, or seafood instead of frying. Include beans or peas in main dishes such as chili, stews, casseroles, salads, tacos, enchiladas, and burritos.

Compare sodium in foods like soup and frozen meals and choose foods with less sodium.



Read the Nutrition Facts label to compare sodium in foods like soup, bread, canned vegetables, and frozen meals – and choose the foods with lower amounts. Look for "low sodium," "reduced sodium," and "no salt added" on food packages.

Eat some seafood.



Seafood includes fish (such as salmon, tuna, and trout) and shellfish (such as crab, mussels, and oysters). Seafood has protein, minerals, and omega-3 fatty acids (heart healthy fat). Adults should try to eat at least 8 ounces a week of a variety of seafood. Children can eat smaller amounts of seafood too.

Pay attention to portion size.



Check to see what the recommended portion sizes of foods you eat look like in the bowls, plates, and glasses you use at home. For example – check 3/4 cup cereal, 3 ounces cooked chicken, 1 cup milk, 1/2 cup of juice. When dining out avoid "supersizing" your meal or buying "combo" meal deals that often include large size menu items. Choose small size items instead or ask for a "take home" bag and wrap up half of your meal to take home before you even start to eat.

If you need assistance with menu planning or physical activities, please email us at:

dietitian@GreenBoxFoods.com



green box
FOODS
Nutritional Wellness Benefits



Participant Name _____









Age _____









Date Started _____









Group ID (if applicable) _____









Date Completed _____









Week 1	Day	Physical Activities	# of Minutes or Pedometer Steps
	Mon		
	Tues		
	Wed		
	Thurs		
	Fri		
	Sat		
	Sun		
Healthy Eating—Select a goal for this week.        			

Week 2	Day	Physical Activities	# of Minutes or Pedometer Steps
	Mon		
	Tues		
	Wed		
	Thurs		
	Fri		
	Sat		
	Sun		
Healthy Eating—Circle and continue with last week's goal, and add a new goal.        			

Week 3	Day	Physical Activities	# of Minutes or Pedometer Steps
	Mon		
	Tues		
	Wed		
	Thurs		
	Fri		
	Sat		
	Sun		
Healthy Eating—Circle and continue with previous goals, and add a new goal.        			

Week 4	Day	Physical Activities	# of Minutes or Pedometer Steps
	Mon		
	Tues		
	Wed		
	Thurs		
	Fri		
	Sat		
	Sun		
Healthy Eating—Circle and continue with previous goals, and add a new goal.        			

Week 5	Day	Physical Activities	# of Minutes or Pedometer Steps
	Mon		
	Tues		
	Wed		
	Thurs		
	Fri		
	Sat		
	Sun		
Healthy Eating—Circle and continue with previous goals, and add a new goal.        			

Week 6	Day	Physical Activities	# of Minutes or Pedometer Steps
	Mon		
	Tues		
	Wed		
	Thurs		
	Fri		
	Sat		
	Sun		
Healthy Eating—Circle and continue with previous goals, and add a new goal.        			

Healthy Eating Goals



I made half my plate fruits and vegetables



At least half of the grains that I ate were whole grains



I chose fat-free or low fat (1%) milk, yogurt, or cheese



I drank water instead of sugary drinks



I chose lean sources of protein



I compared sodium in foods like soup and frozen meals and chose foods with less sodium



I ate seafood



I ate smaller portions



P R E S I D E N T I A L ACTIVE LIFESTYLE AWARD

A program of the President's Council on Fitness, Sports and Nutrition

Presented to

Date

*In recognition of commitment to regular physical activity
and good nutrition in pursuit of a healthier lifestyle.*

Drew Brees
Co-Chair
President's Council on Fitness, Sports and Nutrition

Dominique Dawes
Co-Chair
President's Council on Fitness, Sports and Nutrition